



Your instructor will let you know if your class is using Learning Catalytics with Mastering.

Enter Your Mastering Course:

1. Click  **Learning Catalytics** from your Mastering Course Home page on a computer to establish your Learning Catalytics connection and determine whether you already have a subscription to Learning Catalytics or need to purchase access.



2. If you purchased Mastering without eText, you are prompted to purchase access to Learning Catalytics. If you purchased Mastering with eText, you can access Learning Catalytics right away from your Mastering course.
 - You get Learning Catalytics access *at no charge* with the eText for your Mastering course. Students who purchase or receive the specific eText or eText 2.0 edition associated with their course gain a subscription to Learning Catalytics. The subscription duration may be for either 18 months (for most textbooks) or 24 months (for eTexts that are typically used over two semesters).
 - If you need to purchase a subscription to Learning Catalytics because you are using Mastering without eText, you will see the option to purchase access for 6 or 12 months after you click  **Learning Catalytics** from within your course.


Student Purchase Options

I have an access code

6-month access to Learning Catalytics

12-month access to Learning Catalytics

Important Tips

- We recommend always joining Learning Catalytics sessions from your Mastering course.
- *Do NOT* go to learningcatalytics.com and create a separate Learning Catalytics account. If you need to purchase access to Learning Catalytics, purchase it by clicking  **Learning Catalytics** within your Mastering course.
- Make sure to cross over from Mastering to Learning Catalytics to confirm or purchase access *before* your professor delivers the first session in class.

Need help?

Contact Pearson Support at <https://support.pearson.com/getsupport>